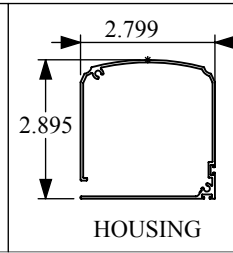
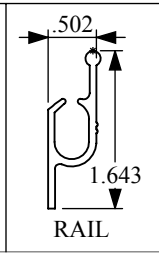
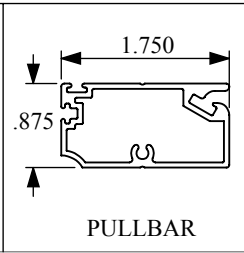
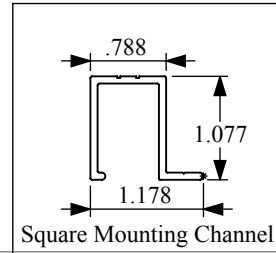
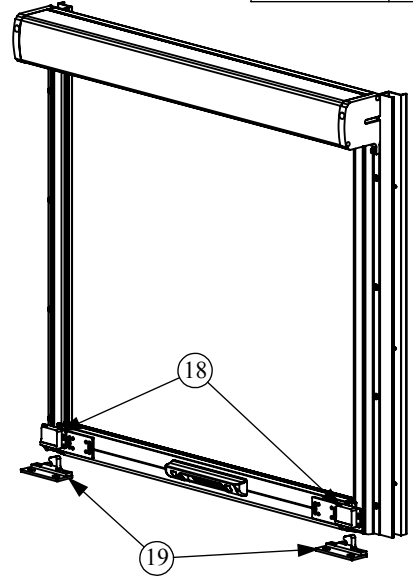


ITEM NO.	DESCRIPTION	Default/QTY
1	Roll Tube	1
2	Handle	1
3	Pull Bar End Cap-Spring	1
4	Pull Bar End Cap-Pin	1
5	Handle Plug	2
6	#8 x 1 Panhead Tek	4
7	#8 x 3/4 Panhead Tek	8
8	#8 x 1-1/2 Panhead Tek	2
9	Strike Plate *Standard	2
10	Magnet *Standard	2
11	End Cap-Pin Side	1
12	End Cap-Spring Side	1
13	Housing	1
14	Pullbar	1
15	Square Mounting Channel	2
16	#6 x 2 Flathead Stainless	6
17	Rail	2
18	Grabber Catch *Optional	2
19	Latch Base Plate *Optional	2

Description	Volts	Torque (in lbs)	Speed (rpm)	Power (Watt)	Current (amp)
ALTUS 40	120 V	80	16	144	1.2



STOETT
INDUSTRIES

PANORAMALITE

SIZE **A** DWG. NO. REV. **A2**

SCALE:1:20 WEIGHT: 2-20-2013